

APCMV ASIA-PACIFIC CONGRESS OF MEDICAL VIROLOGY

19 - 21 NOVEMBER • SINGAPORE EXPO MAX ATRIA

www.apcmv.com

Abstract Submission Guide

ORGANISED BY



SUPPORTED BY



MANAGED BY





Delegate Information

* Denotes compulsory fields.

Salutation*

Prof

First/Given Name*

Joyce

Last/Family Name*

Gao

Job Title*

Professor

Speciality*

Infectious Disease Physicians

Organization*

MPI

Country*

Singapore

Business Email*

joyce.gao@mpinetwork.com

Alternate Email*

joyce.gao@mpinetwork.com

Business Mobile*

65

91234567

Terms & Conditions

I agree that Kenes MP Asia may collect and use my personal data which I have provided in this form to provide marketing information relevant to APCMV 2024 and any other information that I have agreed to receive.*

I agree to receive information sent by Kenes MP Asia about related products and services including but not limited to offers, information and new goods and services via the given email.*

Save

Complete Delegate Information page

*Please ensure that you have allowed your browser to send pop-ups and use redirects. Visit **Page 14** for a guide on how to enable this setting.

To save your delegate information and proceed, click here



My Dashboard

[Delegate](#) [Abstract](#) [Log Out](#)

New Submission

Please read the full submission guidelines carefully before submitting.

ABSTRACT SUBMISSION GUIDELINES

- Abstracts may be submitted for poster presentation only.
- Abstracts must be submitted online via the conference website. Abstracts submitted by fax, email, or post will NOT be accepted.
- Abstracts must be submitted by 28 April 2024. The online submission system will close at midnight GMT +8 on this day.
- Please do not submit multiple copies of the same abstract.
- Abstract submitted previously to other conferences will not be accepted.

CONFIRMATION OF RECEIPT AND NOTIFICATION OF DECISION

- After submitting your abstract, you will receive an email confirmation that your abstract has been received.
- Please contact the Secretariat at abstract@apcmv2024.com if you have submitted an abstract and did not receive an email acknowledgement.
- Notifications regarding the status of your abstract acceptance will be sent out by 31 May 2024.

PRESENTATION AT THE CONGRESS

- Instructions for preparation of poster presentations will be sent together with acceptance notification.
- The Organising Committee will endeavour to schedule abstracts according to authors' preferences but reserves the right to decide on the final form of presentation.
- For each abstract, at least one author is expected to attend the Conference. Presenting authors must register for the Conference and pay the registration fee.
- Abstract presenters need to register by the registration deadline for inclusion in the Conference programme and for presentation scheduling.

PREPARING YOUR ABSTRACT FOR SUBMISSION

- The abstract should be as informative as possible and include the following details:
 - Objectives: background and specific aims of the study
 - Methods: description of methods used
 - Results: summary of results obtained
 - Conclusions: conclusions reached
- Abstracts must meet the following specifications:
 - Abstract title - Limited to 25 words
 - Abstract text - Limited to 300 words
 - Abstract topic - Abstracts topic must be chosen from a specific theme listed in the Scientific Programme
- You may upload 1 graphic / image for your abstract.
- Use only standard abbreviations. Special or unusual abbreviations are not recommended. If otherwise necessary, the latter should be placed in parenthesis after the first appearance of the full word.
- All abstracts must be submitted and presented in clear English with accurate grammar and spelling of a quality suitable for publication. If you need editorial help, please arrange for the review of your abstract by a colleague who is a native English speaker, by a university scientific publications office (or other similar facility) or by a copy editor, prior to submission.
- The submission form at the link at the top of this page allows you to store your abstract in draft form to facilitate edits. Please note that abstracts must be SUBMITTED before the deadline to be sent for review for inclusion in the Scientific Programme.

Please read the full submission guidelines carefully before submitting

Scroll down to bottom of page and click on **New Submission** to create a new abstract submission

[New Submission](#)



Timer of 60 minutes starts ticking from this page



My Dashboard

Please complete in 57: 18

- Author Details
- Co-Author/s details
- Abstract Title
- Abstract Text
- Declaration of Consent
- Summary

Author Details

Name
Joyce Gaq
(first name followed by family name)

Department
TEST

Institution
MPI

Country
Singapore

Are you the presenting author?
Yes

Save

Complete Author Details page and click **Save** to continue



My Dashboard

Delegate Abstract Log Out

Author Details

Co-Author/s details

Abstract Title

Abstract Text

Declaration of Consent

Summary

Please complete in **59: 36**

Co-Author Details

Number of Co-Author

30

Co-Author 1

Full Name

Full Name

Save

You can select up to 30 Co-Authors and enter Co-Author information. Click **Save** to continue.



My Dashboard

Delegate

Abstract

Log Out

Author Details



Co-Author/s details



Abstract Title



Abstract Text



Declaration of Consent



Summary



Click **here** to view all abstract themes

View abstract themes [here](#)

Abstract Theme

Blood borne viruses

TEST

Word Count : 1 /25 words

Save

Please complete in 19: 46

Select **Abstract Theme** and enter **Abstract Title**.
Click **Save** to continue



My Dashboard

300-word count is applicable to text in boxes 1-4.
Click **Save** to continue.

PRO TIP: Click **Save** regularly to prevent loss of data

Delegate Abstract Log Out

- Author Details ✓
- Co-Author/s details ✓
- Abstract Title ✓
- Abstract Text** ✗
- Declaration of Consent ✗
- Summary ✗

Word limit for Abstract Content is 350 words

Objectives

Rich text editor toolbar with icons for list, bold, italic, underline, link, unlink, and text color.

1

Words: 0 Characters: 0

PRO TIP: Copy and paste content from Word doc to Notepad, this will eliminate the Word doc formatting. Copy from Notepad and paste into the respective boxes.



Methods

Rich text editor for the Methods section. A large orange circle with the number '2' is centered in the text area. The status bar at the bottom shows 'Words: 0 Characters: 0'.

Conclusions

Rich text editor for the Conclusions section. A large orange circle with the number '3' is centered in the text area. The status bar at the bottom shows 'Words: 0 Characters: 0'.

Results

Rich text editor for the Results section. A large orange circle with the number '4' is centered in the text area. The status bar at the bottom shows 'Words: 0 Characters: 0'.

Graphs and images upload :

1. A maximum of 3 images can be included per abstract.
2. The maximum file size of each graph/image is 500 KB.
3. The maximum pixel size of the graph/image is 600(w) x 800(h) pixel.
4. You may upload graphs in JPG, GIF or PNG format.
5. Image will be displayed in the sequence of upload.

Choose Files No file chosen

Upload

Save

Upload Graphs and images (in jpg or png format & not more than 3MB) if required.

300-word count is applicable to text in boxes 1-4.
Click **Save** to continue.

PRO TIP: Click **Save** regularly to prevent loss of data



My Dashboard

Delegate Abstract Log Out

- Author Details
- Co-Author/s details
- Abstract Title
- Abstract Text
- Declaration of Consent**
- Summary

Please complete in 16: 57

Abstract Declaration

To submit your abstract, you must agree to the following terms:

- Submitted abstract cannot be modified or corrected after final submission. Accepted abstracts will be published exactly as submitted. Please ensure all information is correct at the point of submission. *
- Submission of the abstract constitutes you and your co-authors' consents to publication (e.g. Conference website, programmes, other promotions, etc.) *
- The Abstract Submitter warrants and represents that he/she is the owner or has the rights of all the information and content ("Content") provided to APCMV 2024 and Kenes MP Asia (Hereafter: "The Organisers"). The publication of the abstract does not infringe any third party rights including, but not limited to, intellectual property rights. *
- The Abstract Submitter grants the Organisers a royalty-free, perpetual, irrevocable non-exclusive license to use, reproduce, publish, translate, distribute, and display the Content. *
- The Organisers reserve the right to remove any publication of an abstract which does not comply with the above. *
- The Abstract Submitter is responsible for informing the other co-authors regarding the abstract status. *

Save

Check all boxes in this declaration page and click **Save** to continue

APCMV 2024 ASIA-PACIFIC CONGRESS OF MEDICAL VIROLOGY

19 - 21 NOVEMBER • SINGAPORE EXPO MAX ATRIA

ORGANISED BY



SUPPORTED BY



MANAGED BY



www.apcmv.com

Delegate Abstract Log Out

- Author Details ✓
- Co-Author/s details ✓
- Abstract Title ✓
- Abstract Text ✓
- Declaration of Consent ✓
- Summary ✕

Part A : Author Details

Name: Joyce Gao
Department: TEST
Institution: MPI
Country: Singapore
Are you the Presenting Author? Yes

Part B : Co-Author/s

| Full Name | Department | Institution | Country |
|-----------|------------|-------------|-----------|
| Joyce Gao | TEST | MPI | Singapore |

Part C : Abstract Title

Abstract Title : TEST
Abstract Themes : Blood borne viruses

Part D : Abstract Text

Objectives
TEST
Methods
TEST
Conclusions
TEST
Results
TEST

Submit

Once all sections have been filled, you will be brought to the Summary page.

Check your entry.

You may click back at the respective section on the menu bar on the left to edit.

If all entry has been entered correctly, click **Submit**



My Dashboard

[Delegate](#) [Abstract](#) [Log Out](#)

Submitted Abstract

| No | Title | Preview | Edit | Delete |
|-----------|-------|-------------------------|----------------------|------------------------|
| APCMV1003 | TEST | Preview | Edit | Delete |

After submitting, you will be able to see all submitted abstracts here

APCMV 2024 ASIA-PACIFIC CONGRESS OF MEDICAL VIROLOGY

19 - 21 NOVEMBER • SINGAPORE EXPO MAX ATRIA

ORGANISED BY



SUPPORTED BY






MANAGED BY



www.apcmv.com

FW: APCMV 2024 Abstract Submission Acknowledgement

 kenes@oevent.biz
To  Joyce Gao

 APCMV1003_20240109180905_summary.pdf
60 KB

You will also receive the confirmation email after submission



Dear Prof Joyce Gao,

Thank you for your abstract submission for APCMV 2024. Your submission has been successfully received.

| Abstract Title | Reference Number |
|----------------|------------------|
| TEST | APCMV1003 |

Notification regarding the status of your abstract will be sent out by **31 May 2024**.

Please note the following:

1. To submit additional abstracts or make changes to your existing abstract, kindly log in using the provided link below:

| Login Details | |
|-------------------|---|
| Login URL : | https://www.event-reg.biz/APCMV2024AbstractPortal/login.aspx?shw=APCMV |
| Registration ID : | %regno% |
| Email : | %email% |

2. You may view and make changes to your abstract before the submission deadline of **28 April 2024**. No further changes can be made after the submission deadline.

3. Upon abstract acceptance, you qualify for early bird registration rate for the main conference.

If you have additional queries regarding your abstract, please contact our Secretariat at abstract@apcmv.com.

Kind Regards,
APCMV 2024 Abstract Secretariat



Troubleshooting Guide

Disabling Pop Up Blocker



The screenshot shows a Chrome browser window in Incognito mode. The address bar shows 'Incognito'. The main content area displays the 'You've gone Incognito' message. A context menu is open on the right side of the browser, with the 'Settings' option highlighted by a red circle. The menu items include: New Incognito tab (Ctrl+T), New window (Ctrl+N), New Incognito window (Ctrl+Shift+N), Downloads (Ctrl+J), Bookmarks, Zoom (100%), Print... (Ctrl+P), Cast..., Find... (Ctrl+F), More tools, Edit, Cut, Copy, Paste, Settings (highlighted), Help, and Exit.

You've gone Incognito

Now you can browse privately, and other people who use this device won't see your activity. However, downloads, bookmarks and reading list items will be saved. [Learn more](#)

Chrome won't save the following information:

- Your browsing history
- Cookies and site data
- Information entered in forms

Your activity might still be visible to:

- Websites you visit
- Your employer or school
- Your internet service provider

Block third-party cookies
When on, sites can't use cookies that track you across the web. Features on some sites may break.



The image shows a Chrome browser settings page. On the left is a sidebar with categories: 'You and Google', 'Autofill', 'Privacy and security' (highlighted with a red oval), 'Appearance', 'Search engine', 'Default browser', 'On startup', 'Advanced', 'Extensions', and 'About Chrome'. The main content area has a search bar and sections for 'Safety check' (with a 'Check now' button) and 'Privacy and security'. Under 'Privacy and security', several options are listed: 'Clear browsing data', 'Cookies and other site data', 'Security', 'Site Settings' (highlighted with a red oval), and 'Privacy Sandbox'. Each option includes a brief description and a right-pointing arrow.



Settings Search settings

- You and Google
- Autofill
- Privacy and security**
- Appearance
- Search engine
- Default browser
- On startup
- Advanced
- Extensions
- About Chrome

Pop-ups and redirects

Search

Sites might send pop-ups to show ads, or use redirects to lead you to websites you may not want to visit

Default behavior

Sites automatically follow this setting when you visit them

- Sites can send pop-ups and use redirects
- Don't allow sites to send pop-ups or use redirects

Customized behaviors

Sites listed below follow a custom setting instead of the default

Not allowed to send pop-ups or use redirects [Add](#)

No sites added

Allowed to send pop-ups and use redirects [Add](#)

Ensure that this checkbox is enabled